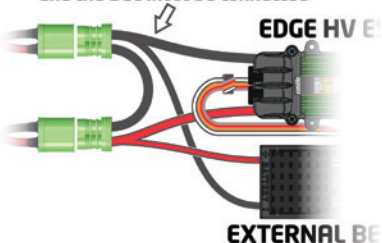


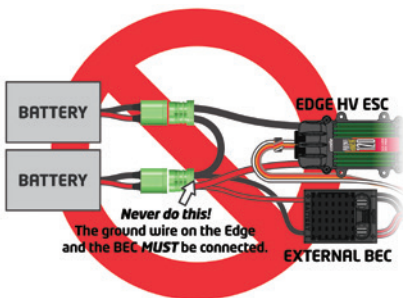
Alternative Wiring

The ground wire on the Edge and the BEC must be connected



Improper Wiring

DO NOT wire your BEC like the diagram below, wiring the BEC to a ground lead other than the Edge's ground could lead to ESC failure.



PHOENIX EDGE HV

WIRING GUIDE



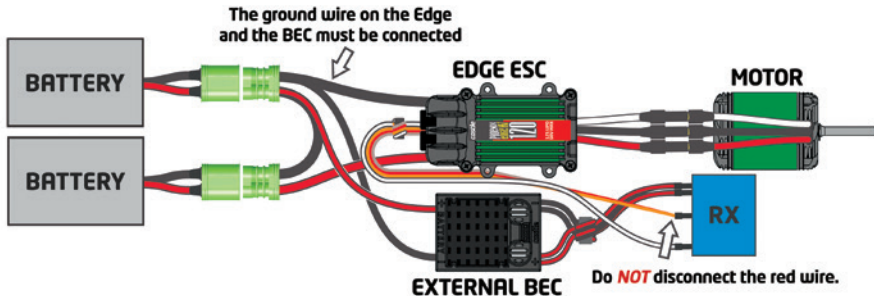
**READ FOR IMPORTANT
WARNINGS AND UPDATES**



Wiring your Edge HV ESC

When adding an external BEC to your Edge HV you must make sure that the negative BEC lead is connected directly to the negative lead on your Edge HV ESC. Failure to properly wire the BEC can cause ESC failure. We recommend wiring the BEC like the diagram below due to the fact that the lower BEC voltage will allow higher continuous current loads. Another advantage is that the lower battery pack can be connected before the upper pack to allow your receiver to power-up and bind before the Edge HV ESC is even powered. The Edge HV ESC does not contain an internal BEC, so an external BEC will be needed. Do not disconnect the RED wire on the servo lead.

Recommended Wiring



See back panel for additional information.